

# SKY-6200

## 2U Rackmount Intel® Xeon® Scalable GPU Server, Supporting 4 x PCIe x16 Double-Deck FH/FL Cards or 8 x PCIe x8 Single-Deck FH/FL Cards



### Features

- Processor: Dual 2nd Gen Intel Xeon Scalable processors
- Memory: 24 x DDR4 2666/2933 MHz ECC RDIMM/LRDIMM / Intel Optane DC Persistent Memory, up to 6TB
- Remote Management: IPMI function support
- Expansion: Supporting 4 x PCIe x16 double-deck card + 1 x PCIe x8 single-deck FH/HL card or 8 x PCIe x8 single-deck FH/10.5" + 1 x PCIe x8 single-deck FH/HL card
- PSU: 2000W 1+1 redundant power supply with 80 PLUS Platinum level certification

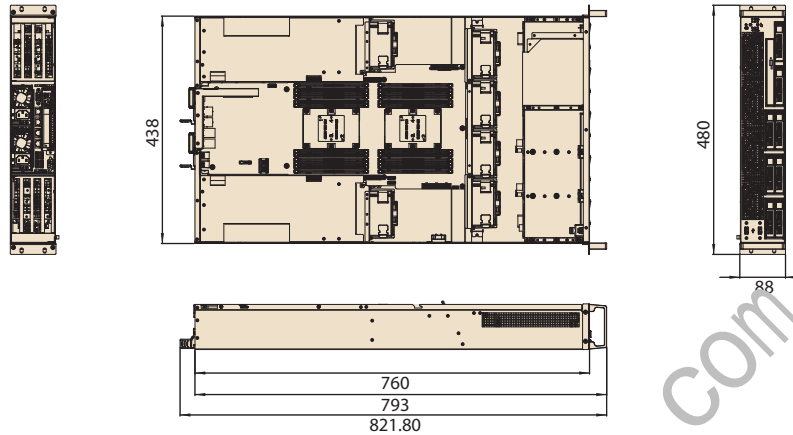


### Specifications

|                          |                               |  |  |
|--------------------------|-------------------------------|--|--|
| Processor System         | Chipset                       | Intel C622 Chipset   |  |
|                          | CPU Type                      | Dual Socket P LGA-3647 2nd Gen Intel Xeon Scalable processors (TDP up to 140W)<br>BIOS V2.00 or above is required for 2nd Gen Xeon Scalable processors |  |
|                          | Memory Type                   | 24 x DDR4 2666/2933 MHz ECC RDIMM/LRDIMM / Intel Optane DC Persistent Memory, up to 6TB  |  |
| Graphics                 | Controller                    | Aspeed AST2500   |  |
|                          | VRAM                          | 64 MB  |  |
| Expansion Slot           | Left Riser Card Cage          | Two PCIe x16 slot (Gen3 x16 link) or four PCIe x16 slot (Gen3 x8 link) for FH/10.5" expansion card   |  |
|                          | Middle Riser Card Cage        | One PCIe x8 slot (Gen3 x8 link) for FH/HL card   |  |
|                          | Right Riser card cage         | Two PCIe x16 slot (Gen3 x16 link) or four PCIe x16 slot (Gen3 x8 link) for FH/10.5" expansion card   |  |
| Drive Bay                | 2.5" (Hot-swap)               | 8  |  |
|                          | 3.5" (Front Accessible)       | -  |  |
|                          | Slim ODD                      | 1 (optional)   |  |
|                          | M.2 (2280)                    | 1 (optional)   |  |
| Ethernet                 | Interface                     | 2 x 10GbE + 2 x 10/100/1000 Mbps Gigabit Ethernet  |  |
|                          | Controller                    | 2 x Intel I210AT + Intel X557-AT2 (dual 10GbE port)  |  |
| Front I/O Interface      | USB                           | 2 x USB2.0   |  |
| Rear I/O Interface       | USB                           | 4 x USB3.0   |  |
|                          | PS/2                          | -  |  |
|                          | COM                           | 1 (cable optional)   |  |
|                          | Display                       | 1 x VGA  |  |
|                          | RJ-45                         | 4 (1 x GbE + 1 x 10G lan are share NIC for IPMI)   |  |
| Internal connector       | Type-A USB                    | -  |  |
|                          | COM                           | 2  |  |
|                          | LPC                           | 1  |  |
| Watchdog Timer           | Output                        | System reset   |  |
|                          | Interval                      | Programmable, 1~255 sec/min  |  |
| Power Supply             | Power Output Wattage          | 80 PLUS Platinum 1+1 redundant Power Supply  |  |
|                          |                               | 1000W @ 100 ~ 127V   |  |
|                          |                               | 1800W @ 200 ~ 219V   |  |
| Input Range              | AC 100 ~ 240 V                |  |  |
| Cooling                  | Chassis Fan                   | Two 80 x 38 high speed fans for CPU<br>Four 80 x 38 high speed fans for UR/UL card cage  |  |
|                          | Air Filter                    | -  |  |
| Miscellaneous            | LED Indicators                | Power Status, LAN Status, System information LED   |  |
|                          | Remote Management             | Advantech Remote Monitoring Utility  |  |
| Environment              | Temperature                   | Operating<br>0 ~ 35 °C (32 ~ 95 °F)  | Non-Operating<br>-20 ~ 60 °C (-4 ~ 140 °F) |
|                          | Humidity                      | 10 ~ 85% @ 40 °C   | 10 ~ 95% @ 40 °C                           |
|                          | Vibration (5 ~ 500 Hz)        | 0.25 Grms  | 2 G  |
|                          | Shock                         | 10G (with 11ms duration, half sine wave)   |  |
| Physical Characteristics | Dimension (W x H x D)         | 438 x 88 x 760 (17.24" x 3.46" x 29.92")   |  |
|                          | Package Dimension (W x H x D) | 625 x 305 x 965 (24.6" x 12" x 38")  |  |
|                          | Weight (N.W. / G.W.)          | 24 Kg / 25.26 Kg   |  |

## Dimensions

Unit: mm [inch]



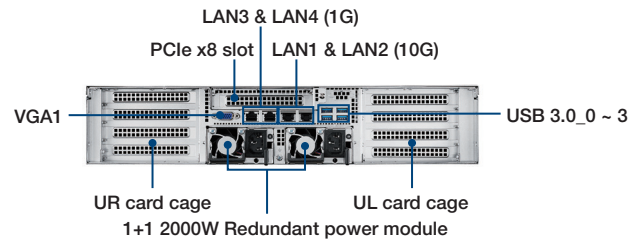
## Ordering Information

| Part Number    | HDD | M.2 2280 (SATA+PCIe) | VGA Chip | LAN | IPMI | Power supply  |
|----------------|-----|----------------------|----------|-----|------|---------------|
| SKY-6200-R20A1 | 8   | 1                    | AST 2500 | 2/2 | Yes  | 2000W 1+1 RPS |
| SKY-6200-R20B1 | 8   | 1                    | AST 2500 | 2/2 | Yes  | 2000W 1+1 RPS |

## System Contents

| Items  | Advantech P/N                  | Quantity |
|--|--------------------------------|----------|
| CPU0 heatsink  | 1960081155N001                 | 1        |
| CPU1 heatsink  | 1960081155N101                 | 1        |
| CPU Carrier  | 1651003167-01                  | 2        |
| Power cable for expansion card (Pre-assembled in the system) | 1700023022-01<br>1700023055-01 | 8<br>4   |
| Startup manual   | 2001620010                     | 1        |
| Rackmount Kit (handle and Ear set)                           | N/A                            | 2        |
| 2U Front Bezel   | N/A                            | 1        |

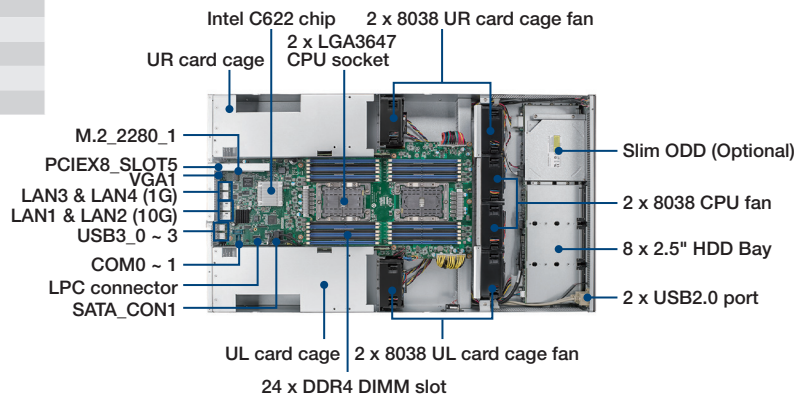
## Rear View



## Optional Accessories

| Items  | Advantech P/N | Quantity |
|--|---------------|----------|
| Slide rail kit                                     | 968AE00047    | 1        |
| RAID card cable (Mini-SAS HD to Mini-SAS HD), 85cm | 1700029339-01 | 2        |
| UL Power core (125V,15A)                           | 1700027928-01 | 2        |
| BSMI Power Core (125V,15A)                         | 1700027909-02 | 2        |
| EU Power Core (250V,10A)                           | 1702002605    | 2        |

## Inner View



## Front View

