

IPC-6806

6-Slot Desktop/Wallmount Compact Chassis for Full-/Half-size Slot SBC




Features

- Three models with different sizes to support various industrial applications
 - IPC-6806S supports 6-slot PICMG 1.0/1.3 backplane
 - IPC-6806 supports 6-slot PICMG 1.0 backplane
 - IPC-6806W supports 6-slot PICMG 1.0/1.3 backplane
- Supports 6-slot backplanes
- Streamlined filtered airflow


Specifications

Model Name	IPC-6806S	IPC-6806	IPC-6806W
CPU Card Form Factor	Half-size PICMG 1.0/1.3	Full-size PICMG 1.0	Full-size PICMG 1.0/1.3
Drive Bay	5.25"	-	1
	External 3.5"	1 (no support for IPC-DT-3120E)	1
	Internal 3.5"	1	1
Cooling	Fan	1 (9cm / 51.5 CFM)	1 (9cm / 58 CFM)
	Air Filter	Yes	Yes
Front I/O Interface	USB 2.0	2	2
Miscellaneous	LED Indicators	Power and HDD	
	Control	Power switch and system reset buttons	
Environment	Operating Temperature	0 ~ 40 °C (32 ~ 104 °F)	Non-Operating -20 ~ 60 °C (-4 ~ 140 °F)
	Humidity	10 ~ 85% @ 40 °C, non-condensing	10 ~ 95% @ 40 °C, non-condensing
	Vibration (5 ~ 500 Hz)	0.5 Grms	2 G
	Shock	10 G (with 11 ms duration, half sine wave)	
	Physical Characteristics	Dimensions (W x H x D) 191 x 178 x 290 mm (7.5" x 7.01" x 11.42")	166 x 178 x 398 mm (6.54" x 7.01" x 15.67")
Weight	5.6 kg (12.3 lb)	6.3 kg (13.9 lb)	8 kg (17.6 lb)

Front View



Inside View

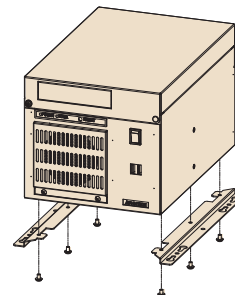
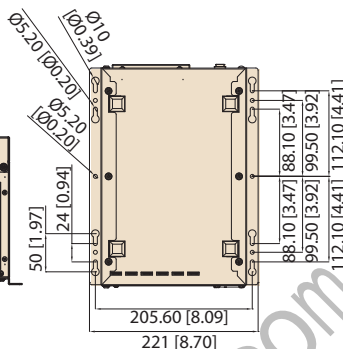
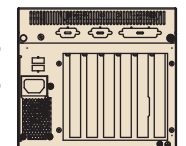
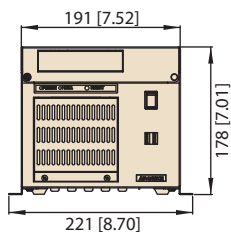
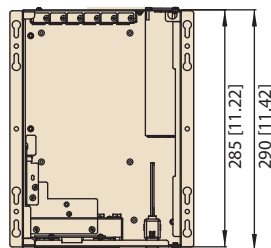


Dimensions

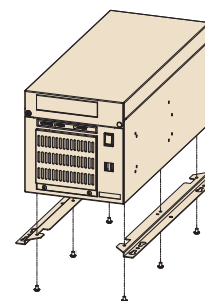
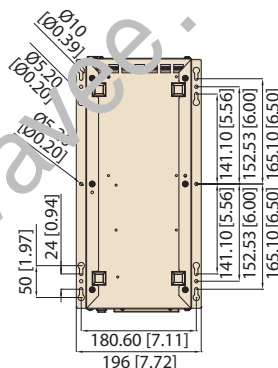
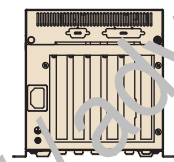
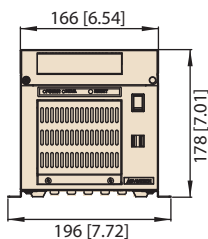
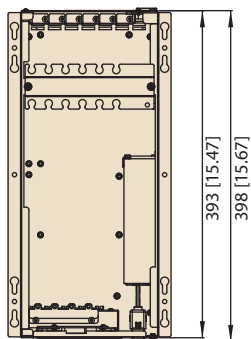
Installation

Unit: mm [inch]

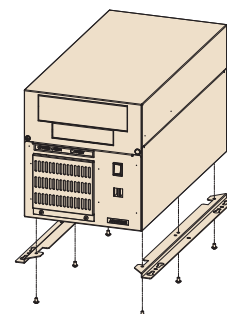
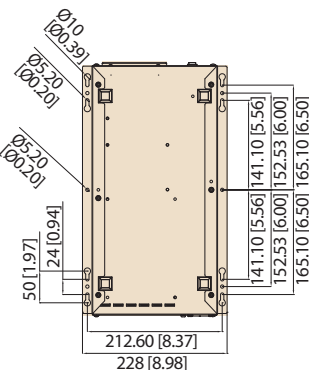
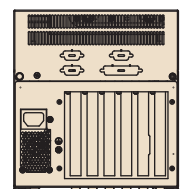
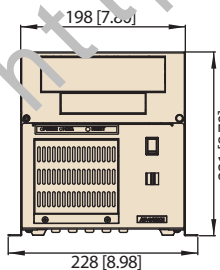
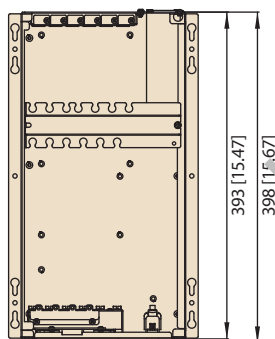
IPC-6806S



IPC-6806



IPC-6806W



Ordering Information

Part Number	Color	CPU Card Form Factor	Power Supply Wattage	Switch
IPC-6806 Series				
IPC-6806-25F	Gray	PICMG 1.0 Full-size	250W	ATX
IPC-6806S-25F	Gray	PICMG 1.0/1.3 Half-size	250W	AT
IPC-6806W-35F	Gray	PICMG 1.0/1.3 Full-size	350W	AT