

ARK-2232L A2

Intel® Atom® E3940 SoC Modular Fanless Box PC



*Dual Layer model is ARK-2232 with ARK Plus module

Features

- Intel® Atom® E3940 Quad Core SoC
- Dual independent displays with one 4K HDMI and one VGA
- 12V lockable DC jack power input
- 9-36V power module compatible with all-in-one ordering
- -20 ~ 60 °C extend operating temperature
- Mini PCIe expansion with SIM holder for communication module
- M.2 NGFF 2230 E Key for WiFi communication module
- mSATA and 1 x 2.5" SATA storage device
- Advantech iDoor module compatible
- Advantech EMIO miniPCIe module compatible with all-in-one ordering
- Advantech MIOe module compatible with all-in-one ordering (2 Layers)



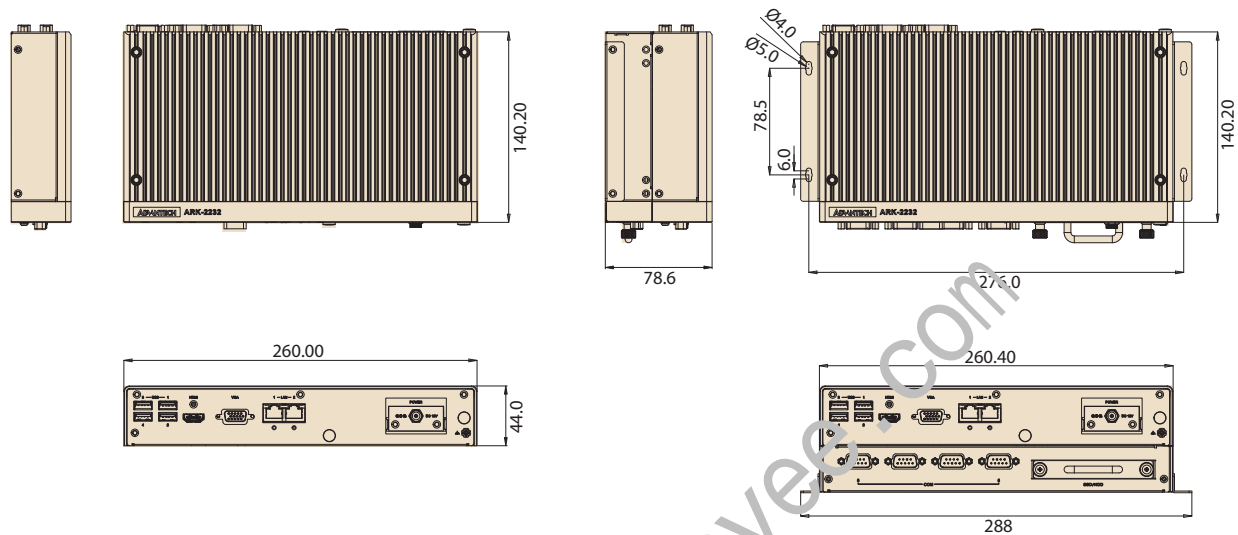
Specifications

		ARK-2232L-S6A2
Processor System	CPU	Intel Atom E3940 Quad Core SoC
	Frequency	1.6 GHz, turbo burst 1.8 GHz
	L2 Cache	2MB
	BIOS	AMI EFI 64-bit
Memory	Technology	DDR3L 1866 MHz
	Max. Capacity	8 GB
	Socket	1 x 204-pin SO-DIMM*
Graphics	Chipset	Intel HD Graphics 500
	Graphic Engine	4K Codec Decode & Encode for H.264, MPEG2, MVC, VC-1, WMV9, H.265 / HEVC, VP8, JPEG / MJPEG
	VGA	Up to 1920 x 1200 @ 60Hz
	HDMI	HDMI 1.4b for HD video playback, 3840 x 2160 at 30Hz
Ethernet	LAN1	10/100/1000 Mbps Intel i210-IT GbE, supports Wake On LAN
	LAN2	10/100/1000 Mbps Intel i210-IT GbE, supports Wake On LAN
Audio	Interface	Realtek ALC888S, High Definition Audio. Line-out, Mic-in
IO Interface	Serial Ports	2 x RS-232 ports, 2 x RS-232/422/485 port with auto flow control
	Digital I/O	8-bit programmable general purpose input/output
	USB Interface	2 x USB 3.0, 4 x USB 2.0
	TPM	TPM 2.0 power by Infineon SLB9665TT2.0 (by project support)
Other	Watchdog timer	255 levels timer interval, setup by software
Expansion	Mini PCIe	1 x full size Mini PCIe with SIM holder (PCIex1, USB 2.0, UIM, SATA III) #1
	M.2	1 x M.2 2230 E Key (PCIex1, UBS 2.0) #1
Storage	HDD	Supports one SATA 2.5" HDD Bay (Compatible with 12.5mm height HDD) (Max. Data Transfer Rate 300 MB/s)
	mSATA	1 x full size mSATA socket (share with miniPCIe)
Software Support	Microsoft Windows	Windows 10
	Linux	Support by project
Power Requirements	Power Type	AT/ATX
	Power Input Voltage	12V _{DC} (9-36V as option)
	Minimum Power Input	12 V, 5 A
	Power Adapter	AC to DC, DC12V/5A, 60W (Optional)
Power Consumption (CPU/Memory only)	Typical	7.79W
	Max.	17.48W
Mechanical	Construction	Aluminum housing
	Mounting	Desk/Wall-mounting (Default), Din-Rail mounting (Optional kit), VESA mounting (Optional kit)
	Dimensions (W x H x D)	260 x 44 x 140.2 mm (10.24" x 1.73" x 5.52")
	Weight	Net Weight: 1.9kg (4.19 lbs); Gross Weight: 2.9kg (6.39 lbs)
Environment	Operating Temperature	With extended temperature peripherals: -20 ~ 60 °C (-4 ~ 140 °F) with 0.7m/s air flow With 2.5-inch hard disk 0 ~ 40 °C (32 ~ 104 °F) with 0.7m/s air flow
	Storage Temperature	-40 ~ 85 °C (-40 ~ 185 °F)
	Relative Humidity	95% @ 40 °C (non-condensing)
	Vibration During Operation	With SSD: 3 Grms, IEC 60068-2-64, random, 5 ~ 500 Hz, 1 hr/axis.
	Shock During Operation	With SSD: 30 G, IEC 60068-2-27, half sine, 11 ms duration
	EMC	CE/FCC Class B, CCC, BSMI
	Safety Certifications	UL, CB, CCC, BSMI

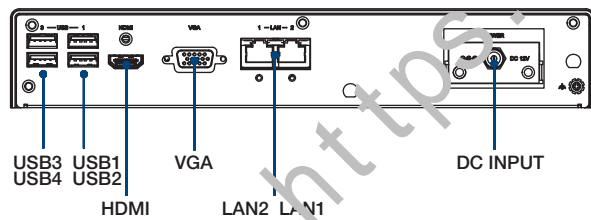
#1 SIM holder and M.2 slot are hardware interfaces for wireless communication integration only. System level RF certification is not available.

Dimensions

Unit: mm

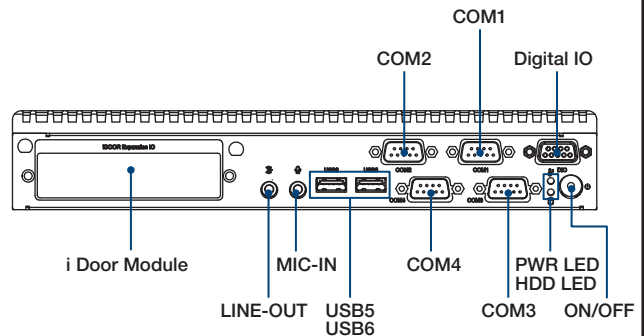


Front Panel External I/O Mechanical Layout/Drawing



*Power Input module by option

Rear Panel External I/O Mechanical Layout/Drawing



Ordering Information

Part No.	CPU	VGA	HDMI	GbE	USB 2.0	USB 3.0	RS-232	RS-232/422/485	Audio	Full-size MiniPCIe	M.2	SIM	mSATA	2.5" SATA III HDD Bay	Power Input	Operating Temp.
ARK-2232L-S6A2	Intel Atom E3940 1.6 GHz SoC	Yes	Yes	2	4	2	2	2	Lin-out, MIC-IN	1	1	1	1	1	12 V _{DC}	-20 ~ 60 °C

Note: Memory, storage and operating system bundled by request.

Packing List

Part Number	Description
-	1 x ARK-2232L Unit
-	1 x User Manual (Simplified Chinese)
-	1 x China RoHS
-	Wall mounting kit

ARK-2232 Default SKU Option Items

Optional Embedded OS

Part Number	Description
20706WX9ES0096	W10 19EL ARK-2232L 64b 1809 ENU

Optional Item for Default SKU

Part Number	Description
96PSA-A60W12W7-3	AC-to-DC Adapter, DC12V/5A 60W
1702002600	Power cable 3-pin 183cm, USA type
1702002605	Power cable 3-pin 183cm, EU type
1702031801	Power cable 3-pin 183cm, UK type
AMK-R005E	DIN Rail mount kits
AMK-V019E	VESA mount kits

ARK-2232 Single Layer Expansion Option Items

Optional MOS Modules for iDoor Expansion

Part Number	Description
MOS-2220-X1101E	Parallel LPT module, 1-Ch, USB Interface
MOS-2110Z-1201E	USB module, 2-Ch, PCIe Interface
MOS-2120-Z1101E	Giga LAN Ethernet module, 1-Ch, PCIe Interface
MOS-1120Y-0202E	Isolated RS-232, 2-Ch, DB9, PCIe Interface
MOS-1121Y-0202E	Isolated RS-422/485, 2-Ch, DB9, PCIe Interface
MOS-1120Y-1402E	Non-Isolated RS-232, DB37 to 4-ch DB9, PCIe Interface
MOS-1121Y-1402E	Non-Isolated RS-422/485, DB37 to 4-ch DB9, PCIe Interface
MOS-1130Y-0201E	Isolated CANBus, 2-Ch, DB9, PCIe Interface
MOS-1110Y-0101E	Isolated 16 DI/8 DO, 1-Ch, DB37, PCIe Interface
MOS-2120-Z1201	Dual Intel I210 GbE LAN iDoor, 2-Ch, PCIe Interface
MOS-2230-Z1201E	CANBus module, 2-Ch, USB Interface

*ARK-2232L can support only one iDoor.

Optional 9-36V DC Power Module

Part Number	Description
MIOE-PWR2-00A1E	9-36V DC input power module
96PSA-A65W19P2-1	AC-to-DC Adapter, DC19V, 3.42A 35W (for MIOE-PWR2)
1700001524	Power cable 3-pin 183cm, USA type (for MIOE-PWR2)
170203183C	Power cable 3-pin 183cm, EU type (for MIOE-PWR2)
170203180A	Power cable 3-pin 183cm, UK type (for MIOE-PWR2)

ARK-2232 Dual Layer Expansion Option Items

Optional Modules for ARK Plus Expansion

Part Number	Description
AMO-2201E (2 nd Layer)	4 x RS232/422/485 + removable 2.5" drive
AMO-2202E (2 nd Layer)	4x10/100/1000Base T(X) PoE
AMO-2203E (2 nd Layer)	2-Port isolated CAN-Bus

ARK Plus Extended Modules

AMO-2201E

4 x RS232/422/485 + removable 2.5" drive bay



Specifications

General	
Bus interface	MIOe
Ports	4 x RS232/422/485 (set up by jumper)
Others	Removable 2.5" drive bay
Mechanical	
Dimension	260 x 34.6 x 140.2 mm (10.24" x 1.36" x 5.52")
Environment	
Operating Temp.	0 ~ 40 °C

Ordering Information

P/N	Description
AMO-2201E	4 x RS232/422/485 + removable 2.5" drive bay

AMO-2202E (AMO-I018)

4 x 10/100/1000Base T(X) PoE



Specifications

General	
Bus interface	MIOe
Ports	4 x RJ45 10/100/1000 Mbps PoE ports
Power consumption	Typical 15W, Max: 60W
Compatibility	IEEE 802.3, IEEE 802.3u, IEEE802.3ab, IEEE802.3x, IEEE802.3af Powered Device (P.D.) auto detection and classification Supports IEEE 802.3u Auto Negotiation
Power	
Input	12 V _{DC} power input 4 pin phoenix power (Change System Power input if able)
Output PoE Power	11W at 48 V _{DC} per PoE port
Mechanical	
Dimension	260 x 34.6 x 140.2 mm (10.24" x 1.36" x 5.52")
Environment	
Operating Temp.	0 ~ 40 °C

Ordering Information

P/N	Description
AMO-2202E	4 x 10/100/1000Base T(X) PoE

AMO-2203E

2-Port isolated CAN-Bus



Specifications

General	
Bus interface	MIOe
Ports	2 x DB9 isolated CAN-Bus
Communications	
Signal Support	CAN_H, CAN_L
Protocol	CAN 2.0 A/B
Data Transfer Rate	Programmable up to 1Mbps
CAN Frequency	16MHz
Protection	
Isolation Protection	2,500 V _{DC}
Mechanical	
Dimension	260 x 34.6 x 140.2 mm (10.24" x 1.36" x 5.52")
Environment	
Operating Temp.	0 ~ 40 °C

Ordering Information

P/N	Description
AMO-2203E	2-Port isolated CAN-Bus